

GOLF

CON  
TENI  
MEN  
TO



# INFINITE SOLUZIONI DI ARMADI E COMPLEMENTI

INFINITE SOLUTIONS  
FOR WARDROBES AND  
ACCESSORIES

CONTENIMENTO ..... 05  
STORAGE

COMPLEMENTI ..... 99  
ACCESSORIES

## CONTENIMENTO

**ARMADI AD ANTE BATTENTI** ..... 07  
WARDROBES WITH HINGED DOORS

**COMPONIBILI** ..... 29  
MODULAR UNITS

**ARMADI AD ANTE SCORREVOLI** ..... 37  
WARDROBES WITH SLIDING DOORS

**GUARDAROBA FLEVO** ..... 61  
FLEVO WARDROBE

**SISTEMA PIXEL** ..... 69  
PIXEL SYSTEM

**ATTREZZATURE INTERNE ED INFORMAZIONI TECNICHE** ..... 75  
INTERNAL DEVICES AND TECHNICAL INFORMATION

## CONTENIMENTO

### STORAGE

Quattro soluzioni di contenimento, componibili e modulari, pensate per ogni tipologia di ambiente. Dal classico armadio alle soluzioni a giorno, GOLF risolve ogni esigenza arredativa.

Four modular storage solutions, designed for any type of room. From the classic wardrobe to open-pan solutions, GOLF solves all your furnishing requirements.





## **ARMADI AD ANTE BATTENTI**

WARDROBES WITH HINGED DOORS

ARMADI AD ANTE BATTENTI

**COLOR E GOLF**

COLOR E GOLF WARDROBES WITH HINGED DOORS



**W. 101**  
**ARMADIO CON MANIGLIA PUL**  
Ciliegio Bianco  
Maniglia /handle: Ciliegio Bianco



**W. 102**

**ARMADIO CON MANIGLIA VIM**

Ciliegio Nordico, Grigio Titanio  
Maniglia /handle: Grigio Titanio



**W. 103**  
**ARMADIO CON MANIGLIA PUL**

Frassino Dorian, Bianco Lux  
Maniglia /handle: Frassino Dorian





## ARMADI AD ANTE BATTENTI

# CLUB

### CLUB WARDROBES WITH HINGED DOORS

Le 3 finiture della gola si accostano alla finitura dell'anta per un effetto integrato o di forte contrasto a seconda dei colori scelti.

The three groove finishes are combined with the finish of the doors creating an integrated look or a strong contrast, depending on the colours chosen.

### FINITURE GOLA / GROOVE HANDLE FINISHES



GRIGIO TITANIO



ALLUMINIO



BIANCO OPACO



#### W. 104

#### ARMADIO CON ANTA CLUB

Frassino Bianco Puro

Gola /groove handle: Bianco Opaco



**W. 105**  
**ARMADIO CON ANTA CLUB**  
Tiglio  
Gola/groove handle: Grigio Titanio

**W. 106**  
**ARMADIO CON ANTA CLUB**

Grigio Titanio

Gola /groove handle: Grigio Titanio





## ARMADI AD ANTE BATTENTI TELAIO ALLUMINIO E VETRO

### WARDROBES WITH HINGED DOORS ALUMINIUM AND GLASS FRAME

Il telaio dell'anta in alluminio è disponibile in due finiture, Alluminio e Testa di Moro, mentre l'interno dell'anta può essere personalizzato in 9 finiture tra specchi e vetri.

The aluminium door frame is available in two finishes, Alluminio and Testa di Moro, while the inside of the door can be customised in nine finishes, with a choice of mirrors and glass.

### FINITURE TELAI0 / FRAME FINISHES




ALLUMINIO



TESTA DI MORO

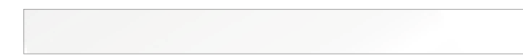
### FINITURE VETRO-SPECCHIO / GLASS-MIRROR FINISHES




SPECCHIO



SPECCHIO FUMÈ




BRI



TRASPARENTE



TRASPARENTE FUMÈ



BIANCO LATTE



CACAO



NERO



NERO OPACO

### W. 107 ARMADIO CON TELAI0 IN ALLUMINIO

Specchio Fumè  
Telaio/frame: Alluminio



**W. 108**  
**ARMADIO CON TELAIO IN ALLUMINIO**

Vetro Cacao  
Telaio/frame: Testa di moro



**W.109**  
**ARMADIO CON TELAIO IN ALLUMINIO**

Vetro Bianco Latte  
Telaio/frame: Alluminio



## ARMADI AD ANTE BATTENTI

# TELAIO WOODY

### WARDROBE WITH HINGED DOORS WOODY FRAME

La nuova anta a telaio WOODY, dona un tocco romantico all'armadio arricchendo di stile ogni ambiente.

The new door with WOODY frame, available in three heights and three widths, lends a romantic touch to the wardrobe, adding style to any room.

#### FINITURE / FINISHES



FRASSINO DORIAN



CILIEGIO BIANCO



FRASSINO BIANCO PURO





**W.110**  
**STRUTTURA PONTE CON ANTE WOODY**  
**E ANTE CON MANIGLIA NIK**

Frassino Dorian, Grigio Titanio  
Maniglia/handle: Alluminio





# COMPONIBILI

MODULAR UNITS





**W.111**  
**FRONTALI CON MANIGLIA VIM**  
**E TELAIO ALLUMINIO E VETRO**  
Ciliegio Bianco, Grigio Titanio, Vetro Fumè,  
Maniglia /handle: Grigio Titanio  
Telaio/frame: Testa di moro



**W.112**

**COMPONIBILE CON ANTA CLUB  
E CASSETTI CON MANIGLIA VIM**

Ciliegio Bianco

Maniglia /handle:Ciliegio Bianco

Gola /groove handle: Grigio Titanio





**COMPONIBILE CON ANTA GOLF**

Frassino Dorian, Bianco Opaco  
BIS maniglia /handle: Alluminio



## **ARMADI AD ANTE SCORREVOLI**

WARDROBES WITH SLIDING DOORS



## ARMADI AD ANTE SCORREVOLI


# SECTOR

### SECTOR WARDROBES WITH SLIDING DOORS

L'anta SECTOR è composta da due fasce che possono essere realizzate in finiture diverse a scelta tra la tinta unita o l'essenza. Disponibile in due larghezze 90 e 135.

The SECTOR door consists of two bands which can be created in different finishes in either solid colours or wood essences.

Available in two sizes, 90 and 135.



W.114

ARMADIO SCORREVOLE SECTOR

Frassino Dorian, Frassino Bianco Puro



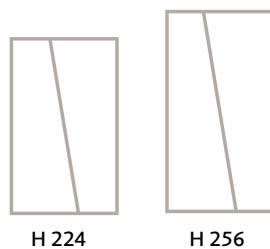
**W.115**  
**ARMADIO SCORREVOLE SECTOR E LINEAR**  
Ciliegio Nordico, Grigio Titanio, Specchio

## ARMADI AD ANTE SCORREVOLI DIAGONAL

### DIAGONAL WARDROBES WITH SLIDING DOORS

Le porzioni dell'anta DIAGONAL possono essere personalizzate con colori diversi in tutte le finiture GOLF. L'anta è disponibile nella larghezza di 135cm.

The portions of the DIAGONAL door can be customised in assorted colours in all the GOLF finishes. The door is available in the 135cm wide version.



### CONFIGURAZIONI / CONFIGURATIONS

4 configurazioni in due altezze diverse.  
Four configurations in two different heights



**W.116**

**ARMADIO SCORREVOLE DIAGONAL**

Rovere Portofino, Bianco Lux

**W.117**

**ARMADIO SCORREVOLE DIAGONAL E SECTOR**

Ciliegio Bianco, Grigio Titanio





## ARMADI AD ANTA SCORREVOLE

# TETRIS

### TETRIS WARDROBES WITH SLIDING DOORS

L'anta TETRIS si caratterizza per l'applicazione di un riporto laccato in 9 finiture, che con le 11 varianti di posizionamento permette molteplici combinazioni.

L'anta è disponibile nella larghezza di 90 cm.

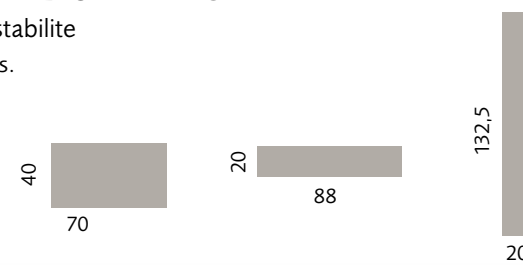
The TETRIS door is characterised by a lacquered overlap in nine finishes which can be positioned in eleven different ways for a myriad of combinations.

The door is available in the 90 cm wide version.


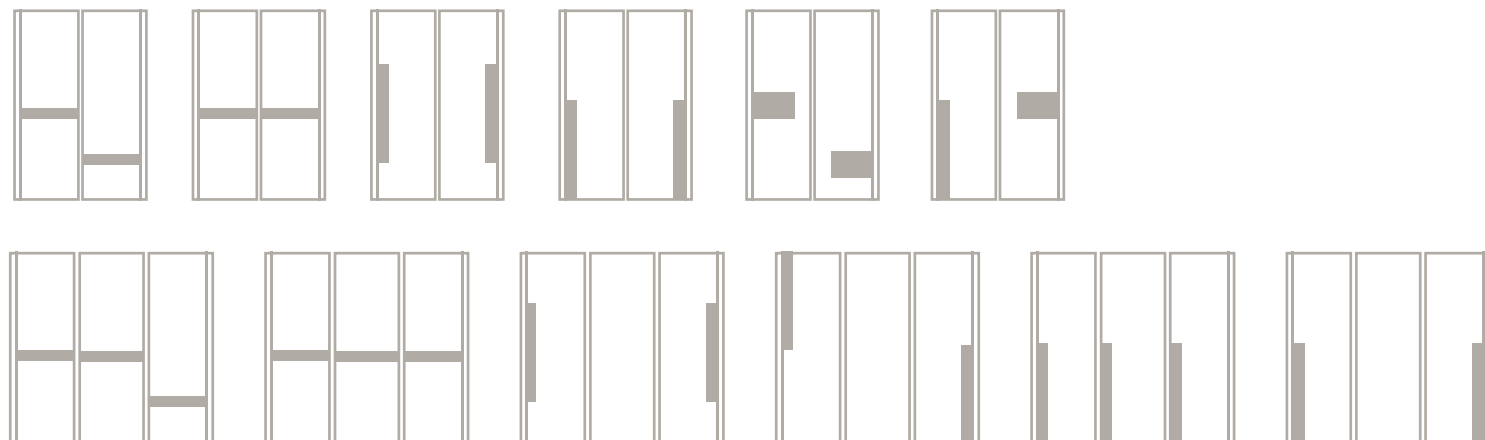
### POSIZIONAMENTO RIPORTI COLORATI / POSITIONING OF COLOURED OVERLAPS

I 3 riporti in MDF laccato spessore 4 mm possono essere applicati in 11 posizioni prestabilite

The three lacquered MDF overlaps, 4mm thick, can be applied in eleven pre-defined positions.




### ESEMPI DI CONFIGURAZIONI / EXAMPLES OF ARRANGEMENTS



**W.118**  
**ARMADIO SCORREVOLE TETRIS**

Frassino Dorian, Grigio Titanio

**W.119**  
**ARMADIO SCORREVOLE TETRIS**  
Frassino Canapa, Bianco Opaco





**W.120**  
**ARMADIO SCORREVOLE TETRIS**  
Tiglio, Visone Opaco



**ARMADIO SCORREVOLE TETRIS**

Frassino Dorian, Bianco Opaco





**W.122**  
**ARMADIO SCORREVOLE TETRIS**  
Rovere Brown, Visone Opaco




## ARMADI AD ANTA SCORREVOLE QUADROTTI

### QUADROTTI WARDROBES WITH SLIDING DOORS

É possibile personalizzare le facciate dell'anta a QUADROTTI con tutte le finiture della collezione GOLF. L'anta è disponibile nella larghezza di 90 cm.

The squares on the front of the quadrotti door can be customised in all the finishes from the golf collection. The door is available in the 90 cm wide version.



**W.123**

**ARMADIO SCORREVOLE QUADROTTI**

Frassino Canapa



**W.124**  
**ARMADIO SCORREVOLE QUADROTTI**  
Bianco Lux, Frassino Bianco Puro

## ARMADI AD ANTA SCORREVOLE

# LINEAR

### LINEAR WARDROBES WITH SLIDING DOORS

L'anta LINEAR si caratterizza per la pulizia della forma ed è disponibile nella larghezza di 90cm.

The LINEAR door is characterised by its clean lines and is available in the 90-cm wide version.



W.125

ARMADIO SCORREVOLE LINEAR

Gtigio Titanio, Specchio







## GUARDAROBA FLEXXO

FLEXXO WARDROBE



**GUARDAROBA**  
**FLEXP**  
 FLEXP WARDROBE



**1 - CASSETTIERA SOSPESA**  
 FLOATING DRAWER UNIT

**2 - TUBI APPENDIABITI PLUS**  
 PLUS HANGING RAILS

**3 - CESTO PORTA BIANCHERIA**  
 LAUNDRY ORGANISER

**4 - PORTA PANTALONI**  
 TROUSER-RACK


**5 - CESTELLO ESTRAIBILE**  
 PULL-OUT BASKET

**6 - CASSETTIERA A TERRA**  
 FLOOR-STANDING DRAWER UNIT

**7 - PANCHETTA PODIO**  
 PODIO BENCH

**8 - SALISCENDI**  
 PULL-DOWN HANGING RAIL













## **SISTEMA PIXEL**

PIXEL SYSTEM



## SISTEMA PIXEL

PIXEL SYSTEM

Un sistema modulare capace di trasformarsi in libreria/contenitore, zona studio oppure in guardaroba a seconda delle proprie esigenze. Struttura disponibile in colore Alluminio.

Carico massimo consigliato 30kg per ogni coppia di reggimensola.

A modular system which can be transformed into a bookcase/storage unit, study area or wardrobe, depending on your needs. Structure available in Alluminio colour.

Maximum 30 kg load recommended for each pair of shelf supports.

W.128  
SISTEMA PIXEL  
Frassino Dorian







## **ATTREZZATURE INTERNE E INFORMAZIONI TECNICHE**

INTERNAL DEVICES AND TECHNICAL INFORMATION



## ANTE BATTENTI

### HINGED DOORS

Le ante battenti si adattano a tutte le soluzioni armadio e componibili, per la massima flessibilità di composizione. Per dimensioni e finiture consultare il listino.

The hinged doors adapt to all the wardrobe and modular solutions, for maximum composition flexibility. Consult the price list for dimensions and finishes.



#### 1 - ANTA COLOR

Anta liscia con bordo in tinta. Disponibile in quattro essenze e in sei finiture opache.

Smooth-finish door with edge in the same colour. Available in four types of wood finish and in six matt finishes.

#### 2 - ANTA GOLF GOLF DOOR

Anta con profilo postformato per una maggiore pulizia della forma.

Door with post formed edge for extra clean lines

#### 3 - ANTA CLUB CLUB DOOR

Anta con maniglia a gola integrata a tutta altezza, quest'ultima disponibile in 3 finiture: Bianco Opaco, Alluminio e Grigio Titanio.

Door with a full-length, integrated groove handle, which is available in three finishes: Bianco Opaco, Alluminio and Grigio Titanio.

#### 4 - ANTA TELAIO IN ALLUMINIO DOOR WITH ALUMINUM FRAME

Anta con profilo in alluminio disponibile in due finiture: Alluminio e Testa di Moro. Interno disponibile in 9 finiture tra vetri e specchi.

Door with aluminium edge available in two finishes: Alluminio and Testa di Moro. Interior available in nine glass or mirror finishes.

#### 5 - ANTA TELAIO WOODY WOODY FRAME DOOR

Anta con telaio disponibile in 3 finiture: Frassino Bianco Puro, Frassino Dorian, Ciliegio Bianco

Door available in three finishes: Frassino Bianco Puro, Frassino Dorian, Ciliegio Bianco



# ARMADIO AD ANTE BATTENTI

## WARDROBES WITH HINGED DOORS

La struttura armadio può essere personalizzata sommando le varie casse per raggiungere la dimensione desiderata in lunghezza.

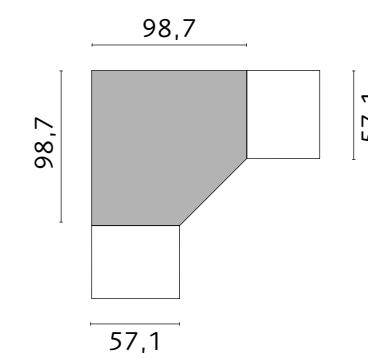
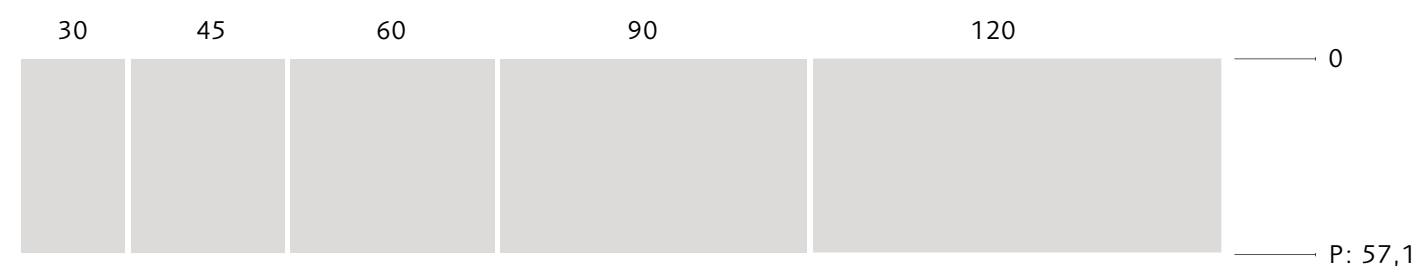

The wardrobe structure can be customised by adding the different carcasses to achieve the desired length.

### ANTE IN ABBINAMENTO / DOOR COMBINATIONS

COLOR, GOLF, CLUB, TELAIO WOODY, TELAIO IN ALLUMINIO

### FINITURE / FINISHES

Bianco Opaco, Frassino Dorian, Rovere Brown, Tiglio, Ciliegio Bianco



### CABINA SMALL

Disponibile in H: 197,6 - 229,6 - 261,6

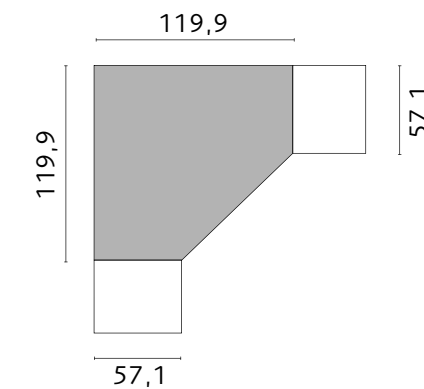
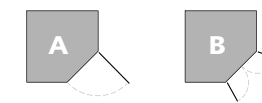
A: apertura un'anta da 60

B: apertura due ante da 30

Available in H: 197,6 - 229,6 - 261,6

A: opening one 60 width door

B: opening two 30 width doors



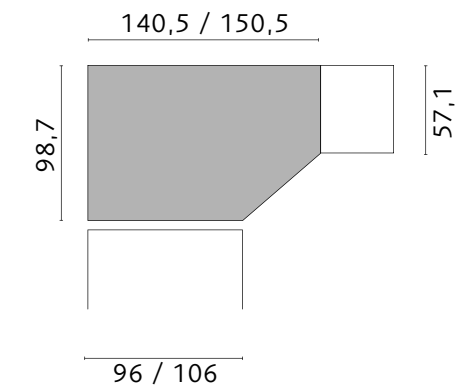
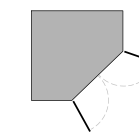
### CABINA BIG

Disponibile in H: 197,6 - 229,6 - 261,6

A: apertura due ante da 45

Available in H: 197,6 - 229,6 - 261,6

A: opening two 45 width doors



### CABINA LARGE

Disponibile in H: 229,6 - 261,6

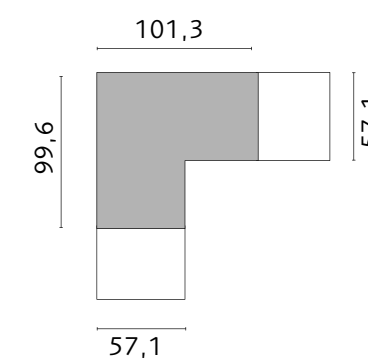
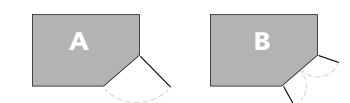
A: apertura un'anta da 60

B: apertura due ante da 30

Available in H: 229,6 - 261,6

A: opening one 60 width door

B: opening two 30 width doors



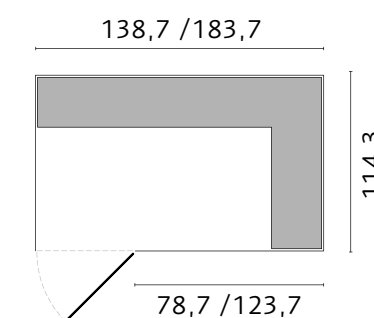
### ANGOLO INTERO

Disponibile in H: 197,6 - 229,6 - 261,6

apertura due ante da 45

Available in H: 197,6 - 229,6 - 261,6

opening two 45 width doors



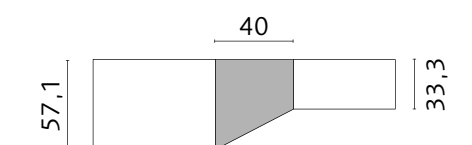
### CABINA LINEARE

Disponibile in H: 197,6 - 229,6 - 261,6

Apertura con anta da 60

Available in H: 197,6 - 229,6 - 261,6

opening two 60 width doors



### TERMINALI / END-UNITS

Disponibile in H: 197,6 - 229,6 - 261,6

Apertura un'anta da 45

Available in H: 197,6 - 229,6 - 261,6

opening two 45 width doors

**ESEMPIO DI CONFIGURAZIONE INTERNA**  
**EXAMPLE OF INTERIOR CONFIGURATION**

Cinque sono le finiture di cassa in cui è disponibile l'armadio battente e a cui si abbinano le finiture delle cassettiere interne e dei ripiani che ne completano l'attrezzatura interna. Per il vano L120 è stata prevista un'attrezzatura interna dedicata, anche questa disponibile nei cinque colori cassa.

The hinged-door wardrobe is available in five carcass finishes which are combine with the finishes for the inner drawer units and shelves to complete the interior fittings. A special interior fitting has been designed for the 120L compartment, also available in five carcass colours.



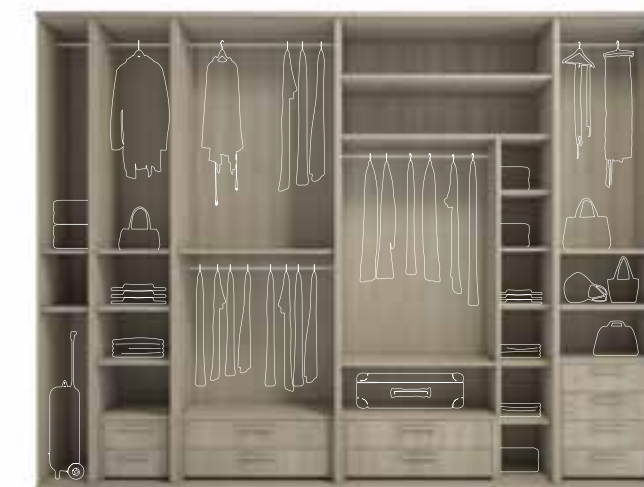
CILIEGIO BIANCO



BIANCO OPACO



FRASSINO DORIAN



TIGLIO



ROVERE BROWN

## CONTENITORI AD ANTE BATTENTI

### CONTAINERS WITH HINGED DOORS

Il contenitore si affianca o sostituisce la struttura armadio nel momento in cui siano necessarie variazioni di profondità, non lasciando intravedere alcuna differenza estetica.

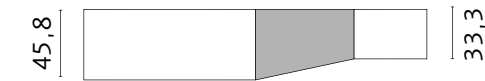
The container can be placed alongside or replace the wardrobe structure if you required variations in depth, for a seamless overall look.

#### ANTE IN ABBINAMENTO / DOOR COMBINATIONS

COLOR, GOLF, CLUB, TELAIO WOODY, TELAIO ALLUMINIO

#### FINITURE / FINISHES

Bianco Opaco, Frassino Dorian, Rovere Brown,  
Tiglio, Ciliegio Bianco



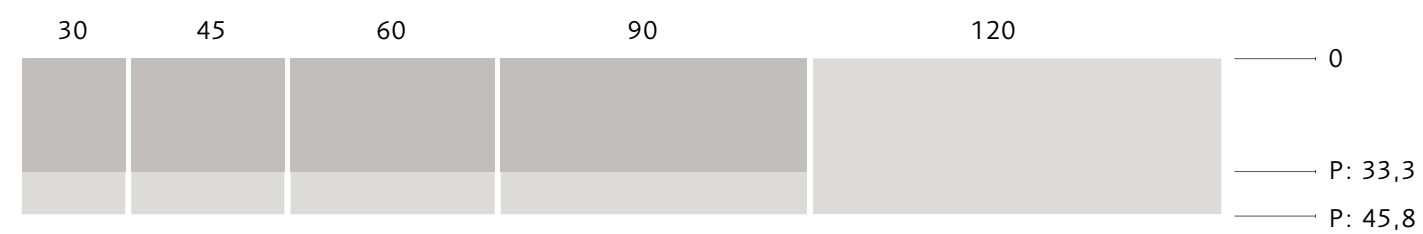

#### TERMINALI / END-UNITS

Disponibile in H: 197,6 - 229,6 - 261,6

Apertura un'anta da 45

Available in H: 197,6 - 229,6 - 261,6

Opening one 45 width door



# COMPONIBILI AD ANTE BATTENTI

## MODULAR UNITS WITH HINGED DOORS

I componibili grazie alla possibilità di accostare e sovrapporre moduli di altezza e dimensioni diverse, sono perfetti per risolvere qualsiasi soluzione di contenimento, anche le più complesse.

Modular units are ideal for solving any storage problem, no matter how complex, because you can place units of different heights and sizes alongside or on top of one another.

### ANTE IN ABBINAMENTO / DOOR COMBINATIONS

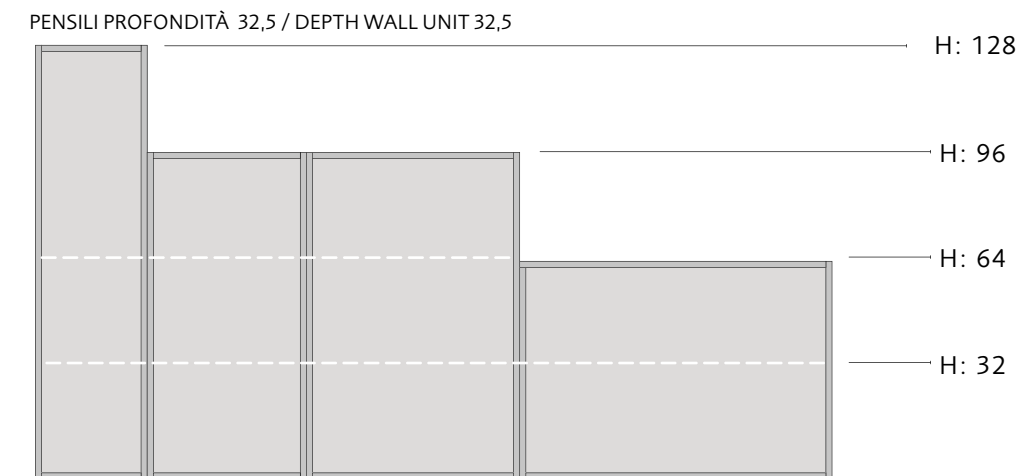

COLOR, GOLF, CLUB, TELAIO WOODY, TELAIO ALLUMINIO

### FINITURE / FINISHES

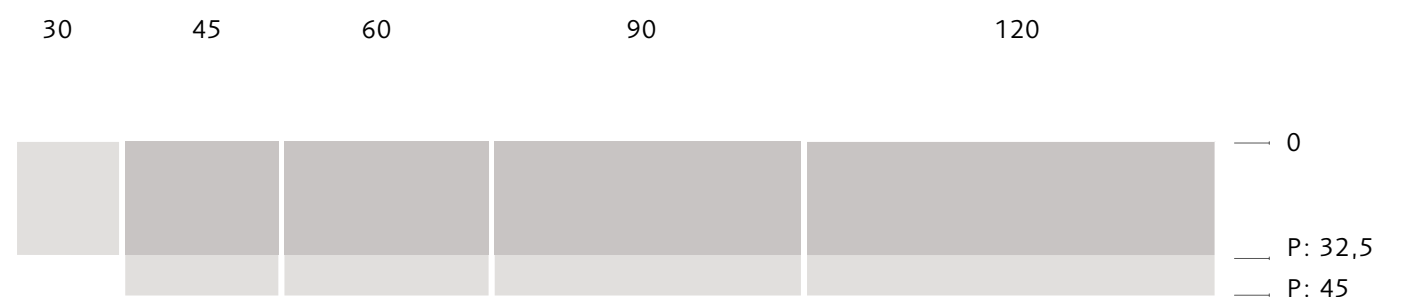
Bianco Opaco, Frassino Dorian, Rovere Brown, Tiglio, Ciliegio Bianco

I componibili sospesi trovano largo uso nella realizzazione di living e nell'arredo degli spazi di servizio.

Wall-mounted modular units are widely used for furnishing living rooms and service areas.



COMPONIBILI SOSPESI / WALL-MOUNTED MODULAR UNITS





## ANTE SCORREVOLI

### SLIDING DOORS

Tutte le ante scorrevoli sono caratterizzate da un maniglione che ne facilita l'apertura, disponibile in 11 finiture. Per dimensioni e finiture delle ante consultare il listino.

All the sliding doors have easy-open handles, available in eleven finishes. Consult the price list for the door dimensions and finishes.

### FINITURE MANIGLIONE / LONG HANDLE FINISHES

Bianco Opaco, Frassino Dorian, Rovere Brown, Tiglio, Ciliegio Bianco, Rovere Portofino, Frassino Bianco Puro, Frassino Canapa, Ciliegio Nordico, Grigio Titanio, Alluminio



#### 1 - ANTA SECTOR SECTOR DOOR

Anta in due finiture disponibile nelle larghezze 90 e 135.

Door in two finishes available in 90 and 135 widths.

#### 2 - ANTA DIAGONAL DIAGONAL DOOR

Anta in due finiture caratterizzata da un taglio in diagonale disponibile nella larghezza di 135.

Door in two finishes characterised by a diagonal cut, available only in 135 width.

#### 3 - ANTA TETRIS TETRIS DOOR

Anta liscia caratterizzata dall'aggiunta di un elemento laccato disponibile nella larghezza di 90.

Smooth-finish door characterised by the addition of a lacquered element available in 90 width.

#### 4 - ANTA QUADROTTI QUADROTTI DOOR

Le facciate dell'ata sono personalizzabili in tutte le finiture, disponibile nella larghezza di 90.

The door fronts can be customised in all the finishes, available in 90 width.

#### 5 - ANTA LINEAR ANTA LINEAR

Anta liscia disponibile nella larghezza di 90.

Smooth-finish door available in the 90-cm wide version.

## ARMADIO AD ANTE SCORREVOLI

### WARDROBES WITH SLIDING DOORS

Due sono le larghezze e le altezze in cui è disponibile la cassa dell'armadio scorrevole.


There are two widths and heights available for the wardrobe carcass with sliding doors.

#### ANTE IN ABBINAMENTO / DOOR COMBINATIONS

LINEAR, TETRIS, QUADROTTI, SECTOR, DIAGONAL

#### FINITURE / FINISHES

Bianco Opaco, Frassino Dorian, Rovere Brown, Tiglio, Ciliegio Bianco



**ESEMPIO DI CONFIGURAZIONE INTERNA**  
**EXAMPLE OF INTERIOR CONFIGURATION**

Cinque sono le finiture di cassa, in cui è disponibile l'armadio scorrevole e a cui si abbinano le finiture delle cassettiere interne e dei ripiani che ne completano l'attrezzatura interna. Per il vano L135 è stata prevista un'attrezzatura interna dedicata anche questa disponibile nei cinque colori cassa.

The sliding-door wardrobe is available in five carcass finishes which are combined with the finishes for the inner drawer units and shelves to complete the interior fittings. A special interior fitting has been designed for the 135L compartment, also available in five carcass colours.



CILIEGIO BIANCO



BIANCO OPACO



FRASSINO DORIAN



TIGLIO



ROVERE BROWN

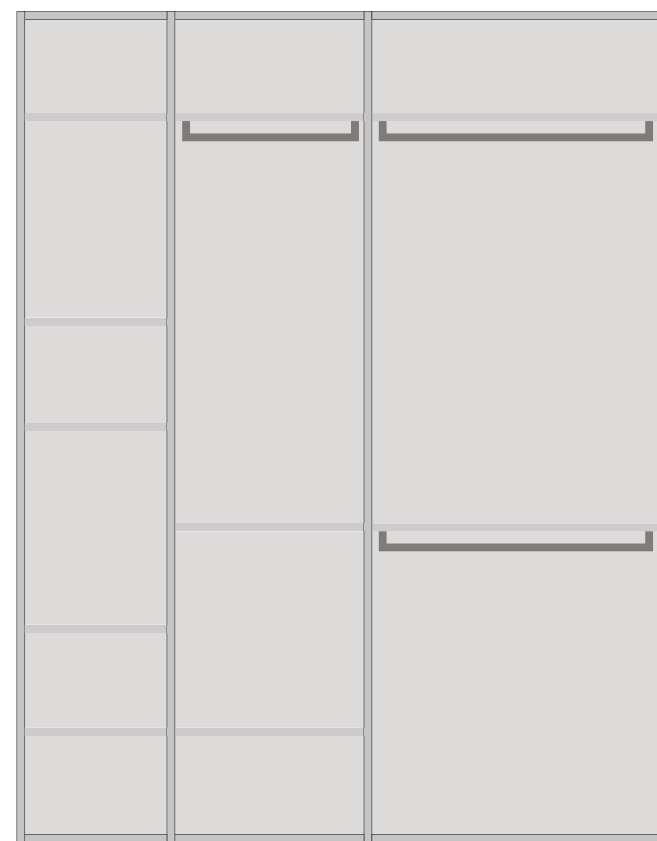
## GUARDAROBA FLEXP

### FLEXP WARDROBE

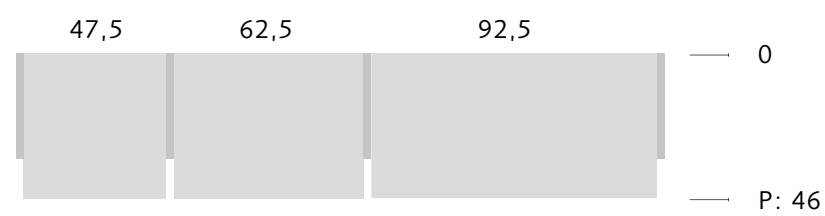
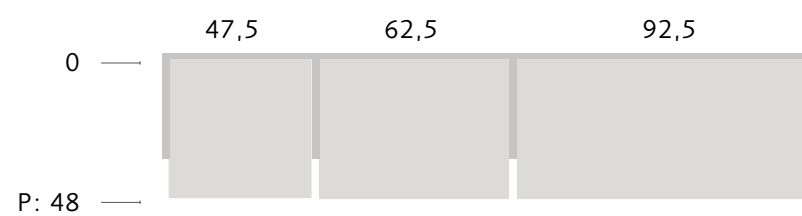
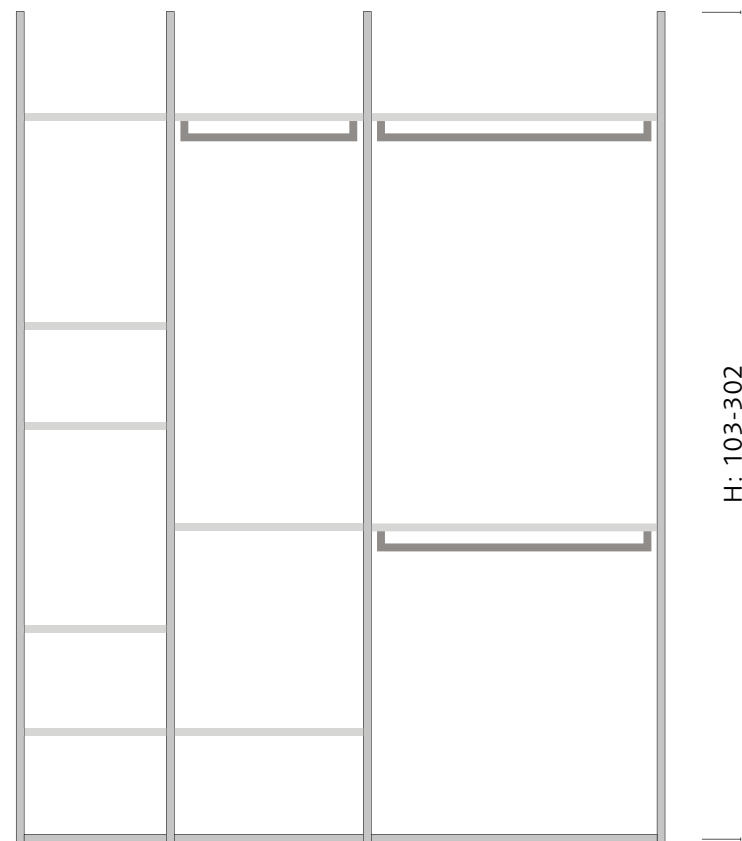
Un guardaroba attrezzabile e personalizzabile, per sfruttare tutto lo spazio di contenimento fino a 3m in altezza e con tutta la modularità in larghezza dei componibili GOLF. Cassettiere, ripiani ed appenderia possono essere posizionati all'altezza che più si preferisce.

A wardrobe that can be fitted with internal accessories and customised to exploit all the storage space up to a height of 3m, with all the modularity of GOLF elements along its entire width. Drawers, shelves and rails can be positioned at the height most preferred.

#### CON SCHIENA WITH BACK PANEL



#### SENZA SCHIENA NO BACK PANEL

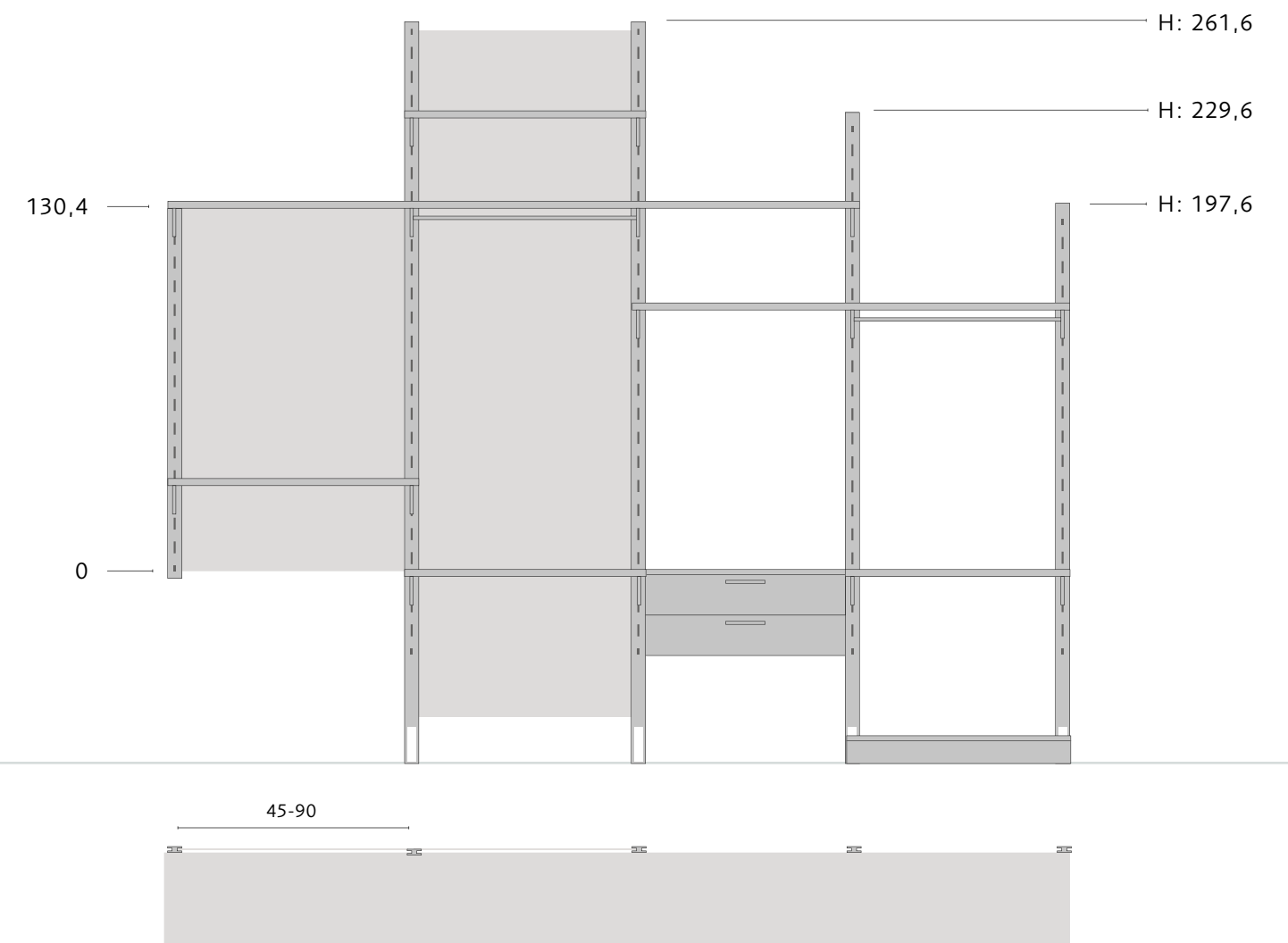


## SISTEMA PIXEL

### PIXEL SYSTEM

Montanti a terra in 3 altezze: 197,6 - 229,6 - 261,6  
Montanti sospesi H 130,4

3 heights of uprights resting on ground: 197,6 - 229,6 - 261,6  
Hanging uprights H 130,4





## ACCESSORI

ACCESSORIES



**CESTO PORTA BIANCHERIA**  
LAUNDRY ORGANISER



**PORTA-PANTALONI**  
TROUSER-RACK



**CESTELLO ESTRAIBILE**  
PULL-OUT BASKET



**CASSETTIERA INTERNA**  
INNER DRAWER UNIT



**PORTA-SCARPE**  
SHOE RACK



**SALISCENDI**  
PULL-DOWN HANGING RAIL




**BERNARDO - SERVOMUTO**  
**BERNARDO GARMENT RACK**

servomuto applicabile ai settimanini  
garment rack for tall drawer unit



**BERNARDO - SERVOMUTO**  
**BERNARDO GARMENT RACK**

servomuto applicabile agli armadi/INFINITY/FLEXO  
garment rack for wardrobes/INFINITY/FLEXO



## COMPLEMENTI

### ZONA NOTTE MATRIMONIALE NIGHT AREA - BEDROOM FURNITURE

LETTI IMBOTTITI PADDED BEDS	101
LETTI IN LEGNO WOODEN BEDS	107
GRUPPI BEDROOM SETS	115

### ZONA NOTTE CAMERETTE NIGHT AREA - KIDS FURNITURE

LETTI IMBOTTITI PADDED BEDS	127
LETTI IN LEGNO WOODEN BEDS	133
LETTI MULTIFUNZIONE E SU RUOTE MULTIFUNCTIONAL BEDS AND ON WHEELS	143

### SALVASPAZIO CLICK CLICK SPACE SAVE

149

### CUBOLOTTI, MENSOLE E PANNELLI ATTREZZATI CUBES, SHELVES AND EQUIPPED PANELS

153

### SCRIVANIE E SOSTEGNI DESKS AND SOSTEGNI PIANI

159

### SEDIE, TAVOLI E MADIE CHAIRS, TABLES AND SIDEBARDS

169

## COMPLEMENTI

### ACCESSORIES

GOLF propone nuovi complementi d'arredo, ampliando le linee già esistenti, per arredare con gusto ed eleganza ogni angolo della casa.

GOLF proposes new furniture accessories, extending the existing range, to furnish every inch of your house with style and elegance.






COMPLEMENTI ZONA NOTTE MATRIMONIALI

## LETTI IMBOTTITI

MASTER BEDROOM NIGHT AREA ACCESSORIES  
PADDED BEDS

---

**VERSO**



---

**NARCISO**



---

**REVERSO**



---

**SNUG**



---

**SLIM**



---

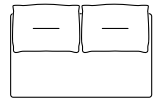
**LINE**






## ECOCHIC

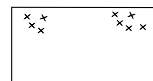
### KISS



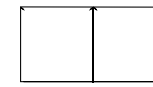
### TETRIS



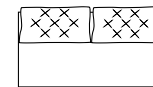
### GALAXY



### TWIN



### GALLERY



### PAD



### KANT






COMPLEMENTI ZONA NOTTE MATRIMONIALI

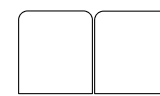
## LETTI IN LEGNO

MASTER BEDROOM NIGHT AREA ACCESSORIES  
WOODEN BEDS



**SECTOR**

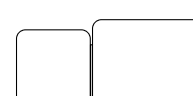
Con giroletto MARTE  
With bed frame MARTE

**DUO**

Con giroletto ATLANTE  
With bed frame ATLANTE

**LEO**

Con giroletto MARTE  
With bed frame MARTE

**DUO PLUS**

Con giroletto NETTUNO  
With bed frame NETTUNO

**VIRGO**

Con giroletto GIOVE  
With bed frame GIOVE

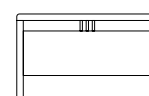
**MUSA**

Con giroletto GIOVE  
With bed frame GIOVE



**NADIR**

Con giroletto ATLANTE  
With bed frame ATLANTE

**LUSSO**

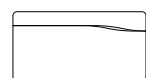
Con giroletto ATLANTE  
With bed frame ATLANTE

**RAFAEL**

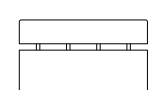
Con giroletto ATLANTE  
With bed frame ATLANTE

**TAIS**

Con giroletto GIOVE  
With bed frame GIOVE

**DIVA**

Con giroletto GIOVE  
With bed frame GIOVE


**RIO**

Con giroletto GIOVE  
With bed frame GIOVE






**NORMALE**



Con giroletto ATLANTE  
With bed frame ATLANTE



**ELFO**



Con giroletto ATLANTE  
With bed frame ATLANTE



**GIROLETTI**

BED FRAMES

**GIOVE**

giroletto in legno  
wooden bed frame



**NETTUNO**

giroletto in legno  
wooden bed frame



**MARTE**

giroletto in legno  
wooden bed frame



**ATLANTE**

giroletto in legno  
wooden bed frame



**METALLICO**

giroletto metallico  
metal bed frame







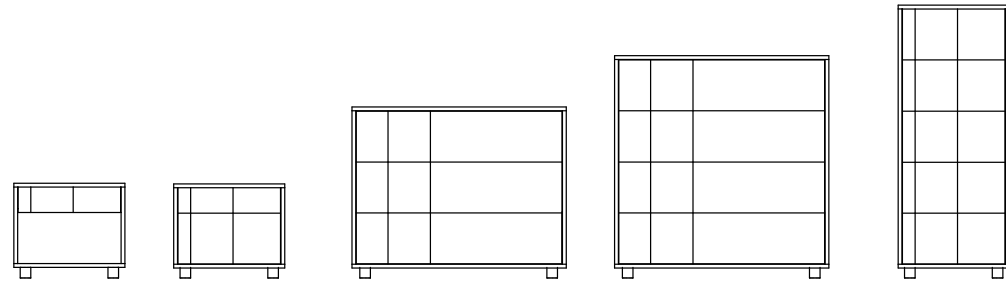
COMPLEMENTI ZONA NOTTE MATRIMONIALI

## GRUPPI

MASTER BEDROOM NIGHT AREA ACCESSORIES  
BEDROOM SETS

## TETRIS

comodino, comò e settimino  
bedside table and dresser

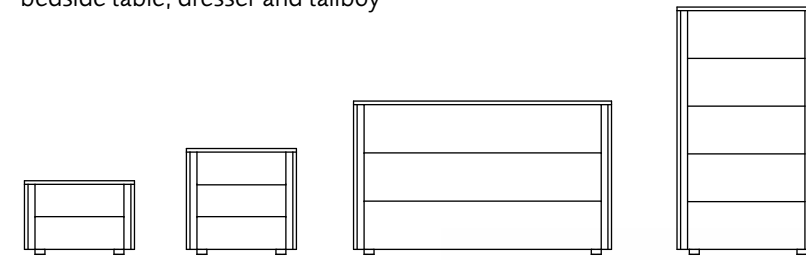


Il gruppo è caratterizzato dall'applicazione di elementi laccati.  
The bedroom set is characterised by the use of lacquered elements.



## CHIC

comodino, comò e settimino  
bedside table, dresser and tallboy




gola in 3 colori  
groove handle in three colours





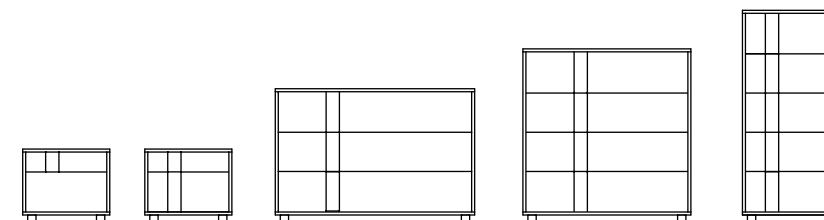
**SHED**

comodino, comò, e settimino  
bedside table, dresser and tallboy



**QUADRO**

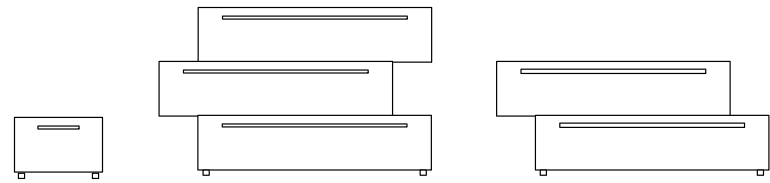
comodino, comò e settimino  
bedside table, dresser and tallboy





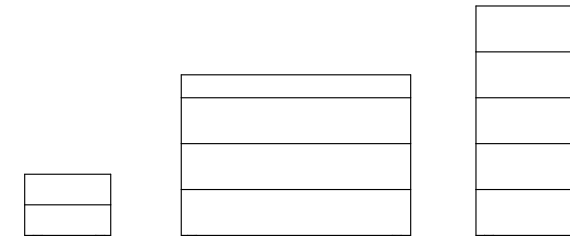
**TULIP**

comodino, comò  
bedside table and dresser



**LOOK**

comodino, comò e settimino  
bedside table, dresser and tallboy

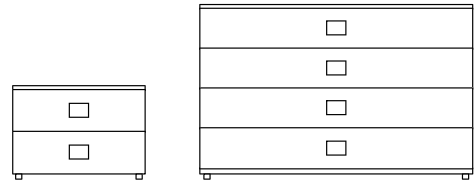


gola in 3 colori  
groove handle in three colours




**DAISY**

comodino, comò  
bedside table and dresser

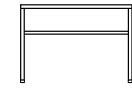
**ROLL**

comodino, comò e settimino  
bedside table, dresser and tallboy

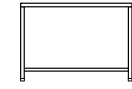
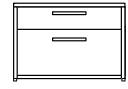


**STICK**


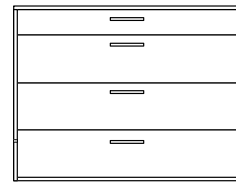
comodino, comò e settimino  
bedside table, dresser and tallboy



con ripiano intermedio fisso  
with fixed intermediate shelf



con ripiano mobile in vetro  
with glass movable shelf








COMPLEMENTI ZONA NOTTE CAMERETTE

## LETTI IMBOTTITI

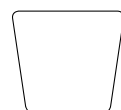
KIDS BEDROOMS NIGHT AREA ACCESSORIES  
PADDED BEDS



**VERSO**



**REVERSO**



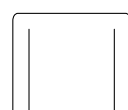
**SLIM**



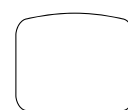
**LINE**



**SNUG**



**NARCISO**



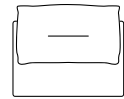
**RAFAEL - TESTATA IMBOTTITA**



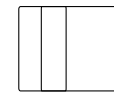
# ECOCHIC



**KISS**



**TETRIS**



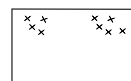
**TWIN**



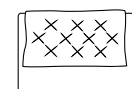
**PAD**



**GALAXY**



**GALLERY**



**KANT**





COMPLEMENTI ZONA NOTTE CAMERETTE

## LETTI IN LEGNO

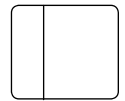
KIDS BEDROOMS NIGHT AREA ACCESSORIES  
WOODEN BEDS

# TESTATE

## HEADBOARD



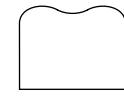
### SECTOR




Con giroletto MARTE  
With bed frame MARTE



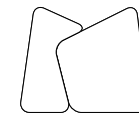
### NUBE



Con pediera  
with footboard



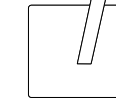
### TWIST



Con pediera  
With footboard



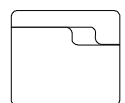
### STRIPE



Con giroletto SOMIER  
With bed frame SOMIER



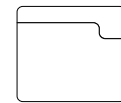
### HOLE



Con giroletto SOMIER  
With bed frame SOMIER



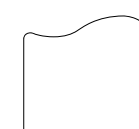
### LOVE



Con giroletto SOMIER  
With bed frame SOMIER



### GIANO



Con giroletto ATLANTE  
With bed frame ATLANTE



### NORMALE



Con giroletto ATLANTE  
With bed frame ATLANTE





**POLDO**

Con giroletto MARTE  
With bed frame MARTE



**ELFO**

Con pediera  
With footboard



**SCHEMA**

Con giroletto SOMIER  
With bed frame SOMIER



**ERIS**

Con giroletto ATLANTE  
With bed frame ATLANTE



**LINEE**

Con giroletto NETTUNO  
With bed frame NETTUNO



Con pediera  
With footboard



**PUZZLE**

Con giroletto SOMIER  
With bed frame SOMIER



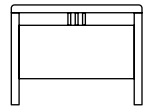
**CUORE**

Con giroletto SOMIER  
With bed frame SOMIER



## CONFIGURAZIONI TESTATA LUSO

ARRANGEMENTS OF LUSO HEADBOARD



**TESTATA E PEDIERA**  
headboard & footboard



**CON CASSETTONI ESTRAIBILI**  
with big drawers



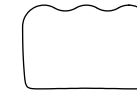
**DIVANO LETTO CON CASSETTONI**  
sofa beds with big drawers



**CON 2A RETE**  
with 2nd base

## CONFIGURAZIONI TESTATA WAVE

ARRANGEMENTS OF WAVE HEADBOARD



**GIROLETTO SOMIER CON PIEDI CON DISCHETTI**  
SOMIER bed frame with feet with coloured discs



**TESTATA & PEDIERA**  
headboard & footboard



**TURCA CON 2A RETE**  
ottoman with 2nd base



**DIVANO LETTO CON 2A RETE**  
sofa beds with 2nd base

# GIROLETTI

## BED FRAMES

### GIOVE

giroletto in legno  
wooden bed frame



### MARTE

giroletto in legno  
wooden bed frame



### ATLANTE

giroletto in legno  
wooden bed frame



### METALLICO

giroletto metallico  
metal bed frame



### NETTUNO

giroletto in legno  
wooden bed frame



### SOMIER

giroletto in legno  
wooden bed frame



Con 4 piedi con dischetti colorati  
With 4 feet with coloured discs



Con 4 ruote piroettanti con freno  
With 4 castor wheels with brake






COMPLEMENTI ZONA NOTTE CAMERETTE  
**LETTI MULTIFUNZIONE  
E SU RUOTE**

KIDS BEDROOMS NIGHT AREA ACCESSORIES  
MULTIFUNCTIONAL BEDS AND ON WHEELS



**SPAZIO**



Divano letto  
sofa bed



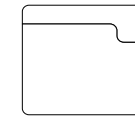
Dettagli struttura  
Details of structure



Offre la possibilità di avere due comodi lettini oppure, accostandoli, un letto matrimoniale.  
Offers you the choice of two single beds or a double bed when combined.



**LOVE**



letto multifunzione  
Multifunction bed

Disponibile con 3 letti  
Available with 3 beds



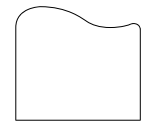
**POLDO**



letto multifunzione  
Multifunction bed



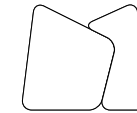
**GIANO**



letto multifunzione  
Multifunction bed




**MUVI TWIS**



letto su ruote  
bed on wheels



**MUVI ORIGINAL**



letto su ruote  
bed on wheels



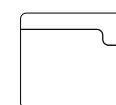
**LOGO**



divano letto su ruote  
sofa bed on wheels



**MUVI LOVE**



letto su ruote  
bed on wheels







## **SALVASPAZIO CLICK**

CLICK SPACE SAVE





**LETTO MATRIMONIALE**  
DOUBLE BED



**LETTO SINGOLO**  
SINGLE BED



**LETTO A CASTELLO**  
BUNK BED



**TAVOLO ESTRAIBILE**  
PULL-OUT TABLE





## CUBOLOTTI - MENSOLE - PANNELLI ATTREZZATI

CUBES, SHELVES AND EQUIPPED PANELS





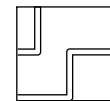
**MENSOLE PODIO**

Mensole in forte spessore 5,4 cm  
 Chunky shelves, 5.4 cm thickness



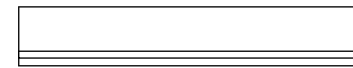
**CLIO**

Applicabili a muro e a pannello.  
 Can be mounted on walls or panels.



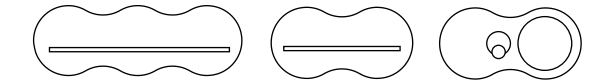
**MENSOLE RINFORZATE**

Si possono avere su misura.  
 Carico massimo consigliato 1kg ogni 5cm lineari.  
 Custom-made are available.  
 Maximum recommended load 1 kg every 5 linear cm.



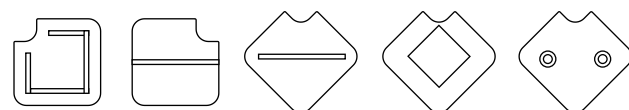
**WAVE**

Applicabili a muro e a pannello.  
 Can be mounted on walls or panels.




**SCHEMA**

Applicabili a muro e a pannello.  
 Can be mounted on walls or panels.



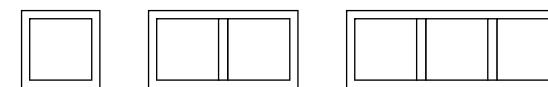
**PARALLEL**

Applicabili a muro, a pannello ed utilizzabili in appoggio su piani scrivania e panchette.  
 Can be applied to the wall, to a panel and can be placed on desk tops and benches.



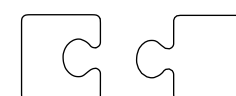
**CUBOLOTTO**

Applicabili a muro e a pannello.  
 Can be mounted on walls or panels.



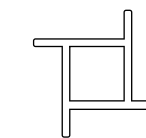
**PUZZLE**

Ante sagomate laccate applicabili sui Cubolotti.  
 Shaped laquered door can be applied on the Cubes.



**ALBATROS**

Applicabili a muro e a pannello.  
 Can be mounted on walls or panels.



**TWIST**








**JOINT**

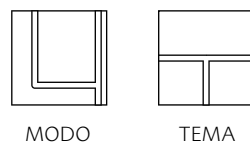
Il pannello attrezzato componibile JOINT rende possibile la creazione di composizioni sempre diverse ed uniche, grazie agli elementi che possono essere montati ruotati di 180 gradi.

The modular equipped panel JOINT makes possible to create endlessly different and unique compositions, thanks to elements that can be mounted and rotated 180 degrees.




**MODO E TEMA**

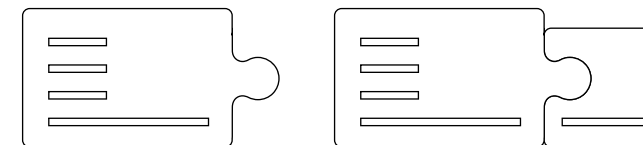
Applicabili a muro e a pannello.  
Can be mounted on walls or panels.




**CUORE**



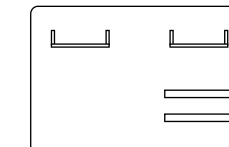
**PUZZLE**



**LIBRERIE SAGOMATE**



**POLDO**



**HIP HOP**

Divisorio  
Partition



## SCRIVANIE - SOSTEGNI

DESKS - LEGS



**FLY**


Una scrivania che è in grado di offrire un ampio piano, disponibile in quattro diverse lunghezze, che può essere abbinato ad un cubolotto a giorno oppure ad un componibile sospeso con anta.

FLY è disponibile con il sostegno a terra realizzato in pannello, oppure con i sostegni metallici BIT, POP ed U.

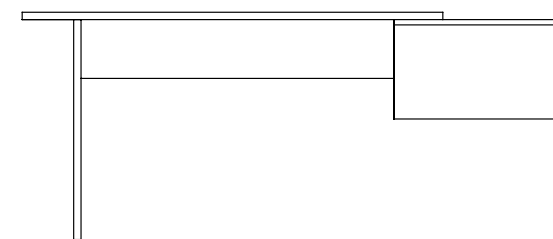
A wide surface desk available in four different lengths, which can be combined with an open cube or wall unit with door.

FLY is available with a floor standing panel frame, or the new BIT metal frame, or POP and U.

FLY + cubolotto a giorno  
FLY + open cube



FLY + componibile sospeso  
FLY + suspended modular unit



**PODIO**

Pensare ad un oggetto in base alla funzione che svolge aiuta ad esplorarne l'enorme possibilità compositiva.

Disponibile in 3 misure e in 12 finiture

Thinking about an object according to its function may help exploring its versatile constituent possibility. Available in 3 measures and 12 finishes.



Piano squadrato H 8,  
alzatina opzionale H 27,5  
Squared surface Ht 8,  
optional backguards Ht 27,5



**PODIO + COMPONENTE SOSPESO**  
PODIO + WALL-MOUNTED BASE UNIT



**PODIO ACCOSTATI + COMPONENTE SOSPESO**  
CLOSED PODIO + BASE WALL-MOUNTED BASE UNIT



**PODIO + SISTEMA INFINITY**  
PODIO + INFINITY SYSTEM





**NEW LINEA**

Scrivania monofacciale  
Writing desks with unfinished back panel



lunghezza a misura  
custom-made length



**ARCON**

Scrivania con contenitore Si possono accostare: giroletto metallici, Somier, Turche e Divaniletto per reti L90

Writing desks with container , Can be placed next to: metal bed frames, somiers, ottomans and sofa beds for bed base W 90



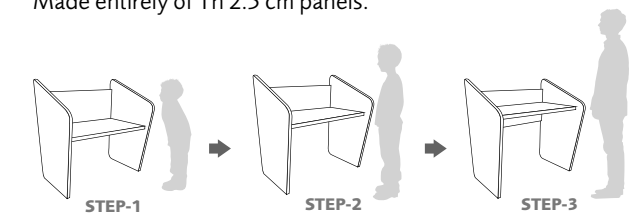
**LOFT**

Piano LOFT Sp 1,8 cm.  
Piano stondato davanti e dietro.  
Struttura in metallo colore Bianco opaco o Alluminio.  
LOFT top Th 1.8 cm.  
The top is rounded at front and back.  
Bianco opaco or Alluminio colour metal base.



**EVO**

Scrivania con piano regolabile su tre altezze predefinite.  
Costituita integralmente da pannelli Sp 2,5cm.  
Desk with adjustable top with three predefined heights.  
Made entirely of Th 2.5 cm panels.



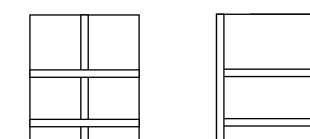
**BENNY ALZATINA**  
BACKGUARDS BENNY

Va posizionata tra il piano scrivania ed il muro.  
Costituita integralmente da pannelli Sp 2,5cm.  
It is fixed to the wall using the provided hardware.  
It is positioned between the desk top and the wall.  
Made entirely of Th 2.5 cm panels.



**SOSTEGNO IN PANNELLO**  
PANEL SUPPORT

Piano sagomato e bordato in ABS Sp 2,5cm  
The top is shaped with ABS edging Th 2.5cm



Blocco Mensole  
Shelf block

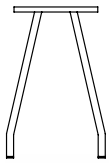
Porta PC  
PC holder



**POP**

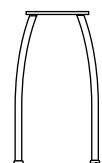
Il sostegno metallico POP è disponibile in Bianco Opaco o Grigio alluminio.

The POP metal base is available in Bianco Opaco and Grigio alluminio.

**GAMBA AD 'U'**


Il sostegno metallico 'U' è disponibile in Bianco Opaco e Grigio Alluminio

The metal legs 'U' is available in Bianco Opaco and Grigio alluminio.

**BIT SOSTEGNO A C**

Il sostegno metallico BIT è disponibile in tutti i colori in tinta unita più alluminio.

The BIT metal base is available in all plain colours and alluminio.

**GAMBA SLIM**

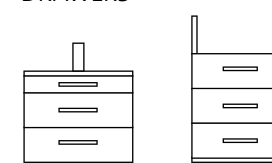
Il sostegno metallico Slim è disponibile in Bianco Opaco.

The SLIM metal base is available in Bianco Opaco

**GAMBA METALLICA**

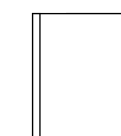
La gamba metallica è disponibile in Bianco Opaco o Grigio alluminio con il dischetto in tutti i colori tinta unita più alluminio

The metal leg is available in Bianco Opaco and Grigio alluminio, the base in all plain colours and alluminio.

**CASSETTIERE  
DRAWERS****GAMBA TRIS**

Il sostegno metallico TRIS è disponibile in Bianco Opaco e Grigio Alluminio

The TRIS metal base is available in Bianco Opaco and Grigio alluminio.

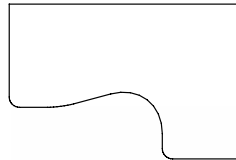
**SOSTEGNO ELLE IN PANNELLO  
PANEL SUPPORT**



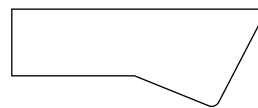
**SG500 - SCRIVANIA ANGOLARE**  
CORNER DESK

Un piano scrivania angolare con una forma centrale ergonomica, studiata per lasciare possibilità di appoggio e movimento.

A corner desk with a central ergonomic shape, designed to allow the possibility for support and movement.



**SG200 - PENISOLA CON PIANO SAGOMATO**  
PENINSULAS WITH SHAPED TOP



Piano sagomato e bordato in ABS Sp.2,5  
The top is shaped with ABS edging Th.2,5 cm



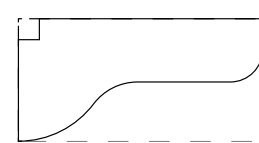
**POLDO - SCRIVANIA SAGOMATA**  
POLDO - SHAPED DESK

La forma rettangolare con gli angoli stondati è la caratteristica del design di POLDO che, oltre al piano scrivania, offre una mini-linea coordinata.

The rectangular form with rounded angles is the dominating feature of the POLDO design, which in addition to this new desktop also offers a matching mini-line.



**PIANO SAGOMATO A DISEGNO**  
CUSTOMER DESIGNED SHAPED PANELS




Piani di lavoro Sp 2,5 sagomati e bordati in ABS.  
E' indispensabile inviare un disegno.

Shaped tops Th 2.5 with ABS edging.  
it is essential to send a design.



**PIANO SP35MM**  
DESK



Piano squadrato Sp 3,5 su sostegno Slim H 78,3.  
Squared top Th 3.5 cm with Slim metal base H78,3.



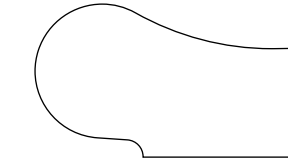
**PIANO SAGOMATO SU MISURA**  
CUSTOMISED SHAPED TOP



Piani di lavoro Sp 2,5 sagomati e bordati in ABS.  
Shaped tops Th 2.5 with ABS edging.



**SG402 - PENISOLA CON PIANO SAGOMATO**  
PENINSULAS WITH SHAPED TOP



Piano sagomato e bordato in ABS Sp.2,5  
The top is shaped with ABS edging Th.2,5 cm

Può essere applicata alle strutture per ponti attrezzati /  
Can be applied to equipped overhead structures:  
NEW BROOKLYN, NEW BINO

Può essere applicata alle strutture per letti a castello /  
Can be applied to bunk bed structures:  
NEW GRANADA, NEW TENERIFE, NEW FORMENTERA,  
NEW MALAGA, BILBAO





## **SEDIE - TAVOLI MADIE**

CHAIRS - TABLES - SIDEBARDS



**FLO - SGABELLO IN LEGNO**  
WOODEN STOOL

Sgabello in legno con seduta in mdf  
Wooden stool with mdf seat



**FLO - SEDIA IN LEGNO**  
WOODEN CHAIR

Sedia in legno con seduta in mdf  
Wooden chair with mdf seat



**GIROTONDO - SEDIA SU RUOTE**  
CHAIR WITH WHEELS

Sedia con struttura in metallo e fondino in tessuto  
Chair with metal frame and fabric backing



**FRUIT - SEDIA SU RUOTE**  
CHAIR WITH WHEELS

Sedia in polipropilene con fondino imbottito  
Chair in polypropylene with padded backing



**WOODY - SEDIA IN LEGNO IMBOTTITA**  
PADDED WOOD CHAIR

Sedia in legno con seduta imbottita.  
Wood chair with padded seat.



**LIPSIA SEDIA IN LEGNO IMBOTTITA**  
PADDED WOOD CHAIR

Sedia in legno con struttura imbottita  
Wood chair with padded structure



**BRAMA - SEDIA SU RUOTE**  
CHAIR WITH WHEELS

Sedia in polipropilene con fondino imbottito  
Chair in polypropylene with padded backing



**TRAK - SEDIA GIREVOLE**  
SWIVEL CHAIR

Sedia girevole in polipropilene  
Swivel chair in polypropylene



**SOFT - SEDIA GIREVOLE IMBOTTITA**  
PADDED SWIVEL CHAIR

Sedia con struttura in metallo e fondino in tessuto  
Chair with metal frame and fabric backing



**MAVERIK - SEDIA GIREVOLE IN LEGNO**  
SWIVEL WOOD CHAIR

Struttura in metallo colore alluminio spazzolato lucido, con ruote  
Alluminio colour, glossy brushed metal structure. Lacquered beech,  
multilayer body



**BREDA - SEDIA IN POLIPROPILENE**  
CHAIR IN POLYPROPYLENE

Scocca in polipropilene, struttura fissa o girevole  
Polypropylene frame, fixed or swivel structure



**SEDIA CON E SENZA BRACCIOLI**  
CHAIR WITH AND WITHOUT ARMRESTS



**POLTRONA SU RUOTE CON E SENZA BRACCIOLI**  
ARMCHAIR WITH WHEELS WITH AND WITHOUT ARMRESTS



**VEGA - SEDIA IN PVC**  
CHAIR IN PVC

Fondino, schienale e ruote in PVC, struttura girevole o fissa  
Base, back and wheels in PVC, swivel or fixed structure



**SPIDER - SEDIA IN METALLO**

METAL CHAIR

Sedia su ruote o fissa in metallo, con fondino in polipropilene  
 Chair with wheels or fixed metal chair, with seat in polypropylene

**FLEA - SEDIA IN METALLO**

METAL CHAIR

Sedia su ruote, fissa o girevole in metallo, con fondino e schienale in polipropilene  
 Chair with wheels, fixed or swivel metal chair, with seat and back in polypropylene

**MILO - SEDIA IN METALLO**

METAL CHAIR

Sedia fissa in metallo con fondino imbottito  
 Fixed metal chair with upholstered seat

**MILANO - SEDIA IN METALLO**

METAL CHAIR

Sedia fissa in tessuto sintetico a rete  
 Fixed chair in synthetic mesh

**MIRIAM - POLTRONCINA IN SIMILPELLE**

Faux-leather armchair

**ELBA - SEDIA IN LEGNO**

WOODEN CHAIR

Sedia fissa in legno, con fondino imbottito  
 Fixed wood chair, with padded seatpolypropylene

**LOTO - SEDIA IMPOTTITA**

PADDED CHAIR

Sedia in legno con struttura imbottita  
 Wood chair, with padded seatpolypropylene

## TAVOLI

TABLES



### GALIZIA

180/280 X 90 X 77H



### NORMALE

90/180 X 90 X 78,6H

160 X 85 X 77,5H

160/200 X 85 X 77,5H



### FLAT

130 X 90 X 78H

130/180 X 90 X 78H

160 X 90 X 78H

160/210 X 90 X 78H

# MADIE

## SIDEBOARDS

Una collezione di elementi altamente personalizzabili in altezza, larghezza e finiture

A collection of elements in with a wide choice of customisable heights, widths and finishes



**MADIA SU PIEDINI**  
SIDEBOARD WITH FEET



**MADIA SU ZOCCOLO**  
SIDEBOARD ON A PLINTH





La Colombini S.p.A. si riserva il diritto di apportare, senza alcun preavviso,  
le modifiche che riterrà più opportune al fine di migliorare il prodotto.

La Colombini S.p.A. reserves the right to make any changes,  
without advance notice, that feels needed in order to improve the product.

Immagine e ricerca  
**COLOMBINI S.P.A.**

Design & Art Direction  
**STUDIO FERRIANI - FIRENZE**

Progetto Grafico  
**STUDIO FERRIANI - FIRENZE**

Fotografia  
**STUDIO EMOZIONI - TREVISO**  
**STUDIO LEON - PESARO**

Digital Photography  
**STUDIO FERRIANI - FIRENZE**

Fotolito  
**BIEFFE - VERONA**

Stampa  
**EUROTIPO - VERONA**

# GOLF

COLOMBINI S.p.A.

Azienda certificata UNI EN ISO 9001:2008  
Azienda certificata UNI EN ISO 14001:2004  
Strada Ca' Valentino, 124  
47891 Falciano - Repubblica di San Marino

Telefono da Italia 0549 975 611  
Fax da Italia 0549 941 238 - 0549 975 975  
Phone from abroad +378 975 948  
Fax from abroad +378 975 955

[www.colombinigroup.com](http://www.colombinigroup.com)  
[www.colombinicasa.com](http://www.colombinicasa.com)  
<http://b2b.colombinigroup.com>